

**PIEDRA**  
COLLECTION

图巴系列  
**TUBA**  
SERIES





WIFI  
CERAMICHE  
唯梵



**PIEDRA**  
STONE COLLECTIONS

Whether you are true believer in the green movement or you're just passionate in bringing the beauty of nature into your home, there's no denying the appeal of natural materials in interior design.

PIEDRA, beautiful collections of porcelain tile designs inspired by natural stone & marble. Gorgeous and extremely durable, stone-look tile is definitely a smart choice for floors and walls, and very easy to take care of as well. With its fine variety of modern designs and sizes, PIEDRA is sure to add an elegant touch to any décor scheme.

### **TUBA**

Indulge in the exquisite allure of the TUBA series porcelain tiles, a harmonious blend of nature's breathtaking beauty and porcelain's remarkable resilience. Drawing inspiration from the captivating landscapes of Canyon in TUBA City, these tiles bestow an air of opulence and refinement upon every interior they grace. Imbued with the essence of luxury, the TUBA series effortlessly caters to your desire for both enduring elegance and contemporary flair. Whether your vision embraces a timeless and traditional ambiance or a sleek and cutting-edge aesthetic, entrust your space to the unparalleled allure of the TUBA series porcelain tiles.




# TUBA ASH

**TUB601T**  
60X60  
12 Randomness  
MATT surface  
WET RATE /  
IN/OUT SURFACE P4


## APPLICATIONS

Interior  
Exterior  
Wall  
Floor  
Residential  
Commercial


**PIEDRA**  
STONE COLLECTIONS



**PIEDRA**  
STONE COLLECTIONS



**SQUARE** ▲ +- 30x30



**HEXA** ▲ +- 30x30



**ARROW** ▲ +- 30x30



# TUBA ASH

Indulge in the pinnacle of sleek and contemporary design with the TUBA series of porcelain tiles, adorned in a captivating light grey hue. Immerse your interior space in an ambiance that effortlessly captivates with its modern sophistication. Drawing inspiration from the awe-inspiring Tuba Canyon, these tiles seamlessly blend the allure of natural beauty, while the gentle light grey tones create a tranquil and serene atmosphere. Whether you're renovating a corporate lobby, an office space, or a showroom, embrace the essence of style and trend with the exquisite Tuba Ash. Elevate your surroundings and leave an indelible impression with this extraordinary choice that transcends ordinary boundaries.

P4 slip resistance, ensuring safety and comfort in wet conditions. Its unique surface texture provides excellent traction and grip, making it a durable and low-maintenance choice for high-traffic outdoor spaces.

◀ FLOOR ▶  
**TUB601T**  
60X60



**PIEDRA**  
STONE COLLECTIONS





WALL  
**ARROW MOSAICO**

FLOOR  
**TUB601T**  
60X60



WALL  
**HEXA MOSAICO**

FLOOR  
**TUB601T**  
60X60

**PIEDRA**  
STONE COLLECTIONS





PIEDRA  
STONE COLLECTIONS



WALL  
SQUARE MOSAICO

FLOOR  
TUB601T  
60X60



PIEDRA  
STONE COLLECTIONS



WALL  
SQUARE MOSAICO

FLOOR  
TUB60IT  
60X60




# TUBA CINDER

**TUB603T**  
60X60  
12 Randomness  
MATT surface  
WET RATE / IN/OUT SURFACE P4


## APPLICATIONS

- Interior
- Exterior
- Wall
- Floor
- Residential
- Commercial


**PIEDRA**  
STONE COLLECTIONS



**PIEDRA**  
STONE COLLECTIONS



**SQUARE** ▲ +- 30x30



**HEXA** ▲ +- 30x30



**ARROW** ▲ +- 30x30





# TUBA CINDER

Elevate your interior aesthetics with the captivating allure of the TUBA series of porcelain tiles in an elegant shade of grey. Unleash a world of sleekness and contemporary charm, transforming any space into a haven of modern sophistication. Drawing inspiration from the mesmerizing Tuba Canyon, these tiles effortlessly merge the essence of natural beauty with their captivating design. The serene grey shades instill a sense of tranquility, creating a harmonious and calming atmosphere. Whether it's a grand corporate lobby, a professional office, or a trendy showroom, the Tuba Cinder is the epitome of style and trend, making a bold statement that leaves a lasting impression. Immerse your space in refined elegance and unlock the potential for extraordinary environments.

P4 slip resistance, ensuring safety and comfort in wet conditions. Its unique surface texture provides excellent traction and grip, making it a durable and low-maintenance choice for high-traffic outdoor spaces.

◀ FLOOR ▶  
**TUB603T**  
60X60



**PIEDRA**  
STONE COLLECTIONS





WALL  
**TUB601T**  
60X60  
+  
**HEXA MOSAICO**

FLOOR  
**TUB603T**  
60X60



WALL  
**TUB603T**  
60X60

FLOOR  
**TUB603T**  
60X60

**PIEDRA**  
STONE COLLECTIONS





PIEDRA  
STONE COLLECTIONS



FLOOR  
**TUB603T**  
60X60



PIEDRA  
STONE COLLECTIONS



WALL  
SQUARE MOSAICO

FLOOR  
TUB603T  
60X60




# TUBA COAL

**TUB604T**  
60X60  
12 Randomness  
MATT surface  
WET RATE / IN/OUT SURFACE P4

## APPLICATIONS

- Interior
- Exterior
- Wall
- Floor
- Residential
- Commercial

**PIEDRA**  
STONE COLLECTIONS



**PIEDRA**  
STONE COLLECTIONS



**SQUARE** ▲ +- 30x30



**HEXA** ▲ +- 30x30



**ARROW** ▲ +- 30x30



## TUBA COAL

Unleash an atmosphere of unparalleled sophistication with the TUBA series, embracing the essence of sleekness and modernity in a captivating dark grey hue of Tuba Coal. Inspired by the majestic Tuba Canyon, these tiles effortlessly blend the allure of nature's beauty with contemporary design. The nuanced shades of light grey intertwine to create an aura of tranquility and serenity, infusing your interior space with a sense of calm. Whether you're revamping a corporate lobby, an office space, or a showroom, the Tuba Coal stand as a testament to style and trend, enabling you to make a bold statement. Immerse yourself in the embodiment of elegance, elevating your surroundings to new heights of refinement and sophistication.

P4 slip resistance, ensuring safety and comfort in wet conditions. Its unique surface texture provides excellent traction and grip, making it a durable and low-maintenance choice for high-traffic outdoor spaces.

◀ FLOOR ▶  
**TUB604T**  
60X60



**PIEDRA**  
STONE COLLECTIONS





WALL  
HEXA MOSAICO

FLOOR  
TUB604T  
60X60



WALL  
ARROW MOSAICO

FLOOR  
TUB604T  
60X60

PIEDRA  
STONE COLLECTIONS





PIEDRA  
STONE COLLECTIONS



WALL  
SQUARE MOSAICO  
FLOOR  
TUB604T  
60X60





PIEDRA  
STONE COLLECTIONS



WALL  
ARROW MOSAICO

FLOOR  
TUB604T  
60X60

## TECHNICAL SPECIFICATIONS

DESCRIPTION	STANDARD TEST	MEASUREMENT UNIT	ISO STANDARD REQUIREMENT	WIFI
Length & Width	ISO 10545 - 2	mm	± 0.5% Max	± 0.5% Max
Thickness	ISO 10545 - 2	mm	± 5.0% Max	± 5.0% Max
Sides Straightness	ISO 10545 - 2	mm	± 0.5% Max	± 0.5% Max
Rectangularity	ISO 10545 - 2	mm	± 0.6% Max	± 0.6% Max
Flatness: a) Centre Curvature b) Edge Curvature c) Warpage	ISO 10545 - 2 ISO 10545 - 2 ISO 10545 - 2	mm mm mm	± 0.5% Max ± 0.5% Max ± 0.5% Max	± 0.5% Max ± 0.5% Max ± 0.5% Max
Surface Quality	ISO 10545 - 2	One major area of tiles	≥ 95% free from visible defect	≥ 95% free from visible defect
Water Absorption	ISO 10545 - 3	Mass	≤ 0.5%	0.5%
Modulus of Rupture	ISO 10545 - 4	N/mm <sup>2</sup>	≥ 35N/mm <sup>2</sup>	≥ 35N/mm <sup>2</sup>
Deep Abrasion	ISO 10545 - 6	mm <sup>3</sup>	≤ 175 mm <sup>3</sup>	≤ 175 mm <sup>3</sup>
Surface Abrasion PEI ASTM C1027	ISO 10545 - 7	Visual Check	Manuf. to state Abrasion Class, Cycle Passed	Manuf. to state Abrasion Class, Cycle Passed
Crazing Test	ISO 10545 - 11	Visual Check	Not Applicable for porcelain tiles	Not Applicable for porcelain tiles
Frost Resistance	ISO 10545 - 12	Visual Check	Required	Required
Chemical Resistance (Low Cons.)	ISO 10545 - 13	Visual Check	Manuf. to state	Manuf. to state
Chemical Resistance (Household/Swimming Pool)	ISO 10545 - 13	Visual Check	Max Visible Change On Cut Side	Max Visible Change On Cut Side
Stain Resistance	ISO 10545 - 14	Visual Check	Class 3 Min	Class 3 Min
Coefficient of Friction	ISO 10545 - 17	Manuf. to state	Manuf. to state	Manuf. to state

Each different tiles series is produced to meet different performance requirements. For specific product technical performance, please request from **WIFI** sales team or their agent or distributor.

Colour Variations: Since the colour reproduction in this printed piece will vary from the actual tile colours, final selection should be made from tile samples. Colour, shade and glaze variations may exist due to the inherent characteristics of porcelain tile.

### WIFI CERAMICS

No. 13-17, Building A16,  
International Ceramics and Sanitary Ware City,  
Jihua West Road, Nanzhuang Town,  
Chancheng District, Foshan City  
Guangdong Province, China.

+86-757-8252 5001  
info@wificeramics.com  
www.wificeramics.com