



BRILLO

NATURALIS
COLLECTIONS



NATURALIS COLLECTIONS

WHETHER YOU ARE A TRUE BELIEVER IN THE GREEN MOVEMENT OR YOU'RE JUST PASSIONATE IN BRINGING THE BEAUTY OF NATURE INTO YOUR HOME, THERE'S NO DENYING THE APPEAL OF NATURAL MATERIALS IN INTERIOR DESIGN.

NATURALIS, A BEAUTIFUL COLLECTION OF PORCELAIN TILE DESIGNS INSPIRED BY NATURAL STONE. GORGEOUS AND EXTREMELY DURABLE, STONE-LOOK TILE IS DEFINITELY A SMART CHOICE FOR FLOORS AND WALLS, AND VERY EASY TO TAKE CARE OF AS WELL. WITH ITS FINE VARIETY OF MODERN DESIGNS AND SIZES, NATURALIS IS SURE TO ADD AN ELEGANT TOUCH TO ANY DÉCOR SCHEME.


BY WIFI CERAMICS



WHETHER YOUR INTERIOR IS TRADITIONAL OR CONTEMPORARY, NATURAL STONE SURFACES CAN ENHANCE ANY HOME WITH THEIR WARMTH AND QUALITY. COMPOSED LARGELY OF MINERALS, MARBLE IS TRADITIONALLY USED ON FLOORS OF GREAT KITCHENS, DINING AREAS, LIVING AREAS, BATHROOMS AND HALLWAYS FOR ITS STRENGTH AND UNDERSTATED ELEGANCE.

BRILLO IS AN EXCLUSIVE POLISHED PORCELAIN SERIES THAT REPLICATES THE BEAUTY AND GRACE OF THE ACTUAL STONES & MARBLES. VERSATILE IN ITS APPLICATIONS AND UTTERLY PRACTICAL WHEN IT COMES TO MAINTENANCE, BRILLO IS SYNONYMOUS WITH TODAY'S CONTEMPORARY LIFESTYLE.

BY WIFI CERAMICS



PY6600B
■ 6060 ■ POLISHED




PY6601
■ 6060 ■ POLISHED ■ 6 FACES




PY6602
■ 6060 ■ POLISHED ■ 6 FACES




PY6606
■ 6060 ■ POLISHED ■ 5 FACES



PY6622B
■ 6060 ■ POLISHED ■ 6 FACES




PY6628
■ 6060 ■ POLISHED ■ 3 FACES



PY6646
■ 6060 ■ POLISHED ■ 8 FACES



PY6647
■ 6060 ■ POLISHED ■ 6 FACES



PY6648
■ 6060 ■ POLISHED ■ 6 FACES




PY6650
■ 6060 ■ POLISHED ■ 4 FACES




PY6651
■ 6060 ■ POLISHED ■ 6 FACES




PY6652
■ 6060 ■ POLISHED ■ 8 FACES



PY6653
■ 6060 ■ POLISHED ■ 1 FACE




PY6657
■ 6060 ■ POLISHED ■ 4 FACES



PY66008
■ 6060 ■ POLISHED ■ 5 FACES



PY66009
■ 6060 ■ POLISHED ■ 5 FACES



PY66018
■ 6060 ■ POLISHED ■ 2 FACES



PY6636
■ 6060 ■ POLISHED ■ 4 FACES



PY6661
■ 6060 ■ POLISHED ■ 1 FACE



PY126902
■ 60120 ■ POLISHED ■ 6 FACES



PY126903
■ 60120 ■ POLISHED ■ 6 FACES



PY126905
■ 60120 ■ POLISHED ■ 6 FACES



PY126906
■ 60120 ■ POLISHED ■ 6 FACES



PY126907
■ 60120 ■ POLISHED ■ 7 FACES



PY126908
■ 60120 ■ POLISHED ■ 6 FACES



PY126909
■ 60120 ■ POLISHED ■ 6 FACES



PY126910
■ 60120 ■ POLISHED ■ 6 FACES




PY126911
■ 60120 ■ POLISHED ■ 6 FACES



PY126912
■ 60120 ■ POLISHED ■ 6 FACES




PY126913
■ 60120 ■ POLISHED ■ 6 FACES



PY126929
■ 60120 ■ POLISHED ■ 3 FACES




PY126930
■ 60120 ■ POLISHED ■ 3 FACES



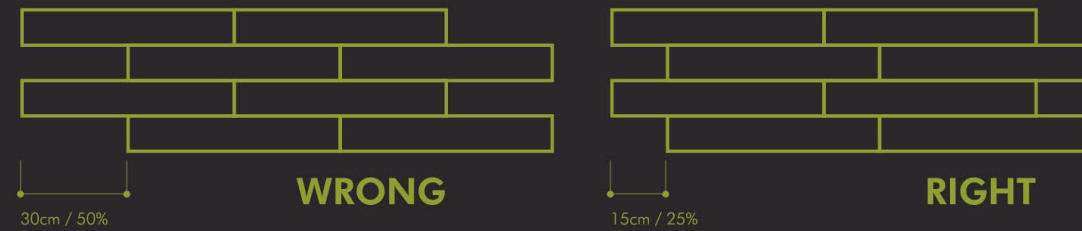






INSTALLATION TIPS

- 01 Inspect all product prior to installation for any visible defects or unacceptable colour/shade variation. Claims are not accepted after installation.
- 02 A 1/4" square-notched trowel is suggested for applying the thin-set.
- 03 Before grouting, allow the mortar base to dry for 24 to 48 hours.
- 04 The tiles can be cleaned with clear water and/or a neutral liquid cleaner. Apply the cleaning solution to the properly installed tile using a cloth mop or non-abrasive towel. Follow the application with a clear water rinse and wipe dry to prevent film formation.
- 05 Sealing the tile is not recommended, and acid cleaning the tile may result in substantial harm to the product; therefore if either of these applications are performed it will specifically void the warranty.
- 06 **INSTALLATION OF RECTANGULAR TILES:**
Staggered space should be kept within 10cm to 15cm
(For 10cm X 60cm, 15cm X 60cm, 20cm X 60cm, 30cm X 60cm, and 47cm X 120cm rectangular tiles)
to compensate for the warpage of rectangular tiles.



TECHINICAL SPECIFICATIONS

DESCRIPTION	STANDARD TEST	MEASUREMENT UNIT	ISO STANDARD REQUIREMENT	WIFI
Length & Width	ISO 10545 - 2	mm	± 0.5% Max	± 0.5% Max
Thickness	ISO 10545 - 2	mm	± 5.0% Max	± 5.0% Max
Sides Straightness	ISO 10545 - 2	mm	± 0.5% Max	± 0.5% Max
Rectangularity	ISO 10545 - 2	mm	± 0.6% Max	± 0.6% Max
Flatness: a) Centre Curvature b) Edge Curvature c) Warpage	ISO 10545 - 2 ISO 10545 - 2 ISO 10545 - 2	mm mm mm	± 0.5% Max ± 0.5% Max ± 0.5% Max	± 0.5% Max ± 0.5% Max ± 0.5% Max
Surface Quality	ISO 10545 - 2	One major area of tiles	≥ 95% free from visible defect	≥ 95% free from visible defect
Water Absorption	ISO 10545 - 3	Mass	≤ 0.5%	≤ 0.05%
Modulus of Rupture	ISO 10545 - 4	N/mm ²	≥ 35N/mm ²	≥ 35N/mm ²
Deep Abrasion	ISO 10545 - 6	mm ³	≤ 175 mm ³	≤ 175 mm ³
Surface Abrasion PEI ASTM C 1027	ISO 10545 - 7	Visual Check	Manuf. to state Abrasion Class, Cycle Passed	Manuf. to state Abrasion Class, Cycle Passed
Crazing Test	ISO 10545 - 11	Visual Check	Not Applicable for porcelain tiles	Not Applicable for porcelain tiles
Frost Resistance	ISO 10545 - 12	Visual Check	Required	Required
Chemical Resistance (Low Cons.)	ISO 10545 - 13	Visual Check	Manuf. to state	Manuf. to state
Chemical Resistance (Household/Swimming Pool)	ISO 10545 - 13	Visual Check	Max Visible Change On Cut Side	Max Visible Change On Cut Side
Stain Resistance	ISO 10545 - 14	Visual Check	Class 3 Min	Class 3 Min
Coefficient of Friction	ISO 10545 - 17	Manuf. to state	Manuf. to state	Manuf. to state

Each different tiles series is produced to meet different performance requirements. For specific product technical performance, please request from **WIFI** sales team or their agent or distributor.

Colour Variations: Since the colour reproduction in this printed piece will vary from the actual tile colours, final selection should be made from tile samples. Colour, shade and glaze variations may exist due to the inherent characteristics of porcelain tile.

WIFI CERAMICS

No. 13-17, Building A16,
International Ceramics and Sanitary Ware City,
Jihua West Road, Nanzhuang Town,
Chancheng District, Foshan City
Guangdong Province, China.

+86-757-8252 5001

info@wificeramics.com

www.wificeramics.com